



Syntax & Semantics WiSe 2020/2021

Lecture 17: Minimalism

19/01/2021, Christian Bentz



Overview

Section 1: Recap of Lecture 16

Section 2: Historical Notes

Section 3: Features in MP

- Interpretable Features

- Uninterpretable Features

Section 4: Feature Checking

- Categorial Features

- Agreement Features

Section 5: Merge and Move

- External Merge

- Internal Merge (Move)

Section 6: Phrase Structure

- Verb Phrase

- Tense Phrase (TP)

- Complementizer Phrase

Section 7: Basic Concepts in Minimalism

Section 8: Pros and Cons of Minimalism

- Pros (Advantages)

- Cons (Disadvantages)

Section 9: References



Section 1: Recap of Lecture 16



What is stored in the Human Brain (Lexicon)?

- ▶ **PSG answer:** the set of terminals, i.e. lexical items **corresponding to words**.
- ▶ **GB answer:** lexical items **corresponding to words** *with some specification* of what syntactic rules they can be involved in (i.e. θ -roles (valency) for verbs)
- ▶ **HPSG answer:** lexical items **corresponding to words** with *exact specifications* of the specifiers, complements, argument structures they require.
- ▶ **CxG answer:** **constructions**, which can be morphemes, words, idioms, phrasal patterns.

Section 1: Recap
of Lecture 16

Section 2:
Historical Notes

Section 3:
Features in MP

Section 4:
Feature Checking

Section 5: Merge
and Move

Section 6:
Phrase Structure

Section 7: Basic
Concepts in
Minimalism

Section 8: Pros
and Cons of
Minimalism

Section 9:
References



Constructions

“All levels of grammatical analysis involve constructions: learned pairings of form with semantic or discourse function, including morphemes or words, idioms, partially lexically filled and fully general phrasal patterns.”

Goldberg (2006). *Constructions at work*, p. 5.

TABLE 1.1. Examples of constructions, varying in size and complexity

Morpheme	e.g. <i>pre-</i> , <i>-ing</i>
Word	e.g. <i>avocado</i> , <i>anaconda</i> , <i>and</i>
Complex word	e.g. <i>daredevil</i> , <i>shoo-in</i>
Complex word (partially filled)	e.g. [N-s] (for regular plurals)
Idiom (filled)	e.g. <i>going great guns</i> , <i>give the Devil his due</i>
Idiom (partially filled)	e.g. <i>jog <someone's> memory</i> , <i>send <someone> to the cleaners</i>
Covariational Conditional	The Xer the Yer (e.g. <i>the more you think about it, the less you understand</i>)
Ditransitive (double object)	Subj V Obj ₁ Obj ₂ (e.g. <i>he gave her a fish taco; he baked her a muffin</i>)
Passive	Subj aux VP _{pp} (PP _{by}) (e.g. <i>the armadillo was hit by a car</i>)

Section 1: Recap
of Lecture 16

Section 2:
Historical Notes

Section 3:
Features in MP

Section 4:
Feature Checking

Section 5: Merge
and Move

Section 6:
Phrase Structure

Section 7: Basic
Concepts in
Minimalism

Section 8: Pros
and Cons of
Minimalism

Section 9:
References



How to Identify a Construction?

Note that the reoccurring elements might not be material at “the surface” but the underlying sentence structure represented by POS symbols.

Example (sentence):

- ▶ He gave Pat a ball
- ▶ Pat baked George a cake
- ▶ The child handed her the book
- ▶ etc.

Construction: **NP**_{Subj} **V** **NP**_{Obj₁} **NP**_{Obj₂}

Section 1: Recap
of Lecture 16

Section 2:
Historical Notes

Section 3:
Features in MP

Section 4:
Feature Checking

Section 5: Merge
and Move

Section 6:
Phrase Structure

Section 7: Basic
Concepts in
Minimalism

Section 8: Pros
and Cons of
Minimalism

Section 9:
References



Multiple Constructions

“Constructionist theories do not derive one construction from another, as is generally done in mainstream generative theory. An actual expression typically involves the combination of at least half a dozen different constructions.”

Goldberg (2006), p. 10.

(1) what did Liza buy Zach?

- ▶ *Liza, buy, Zach, what, do* constructions (i.e. individual words)
- ▶ ditransitive construction
- ▶ question construction (wh-word VP)
- ▶ subject-auxiliary inversion construction (aux Subj, i.e. *did Liza*)
- ▶ VP construction
- ▶ NP construction

Section 1: Recap
of Lecture 16

Section 2:
Historical Notes

Section 3:
Features in MP

Section 4:
Feature Checking

Section 5: Merge
and Move

Section 6:
Phrase Structure

Section 7: Basic
Concepts in
Minimalism

Section 8: Pros
and Cons of
Minimalism

Section 9:
References



Arguments for Constructions

- ▶ **Argument 1:** The idea that main verbs specify the valency of whole sentence does not match the creative use of linguistic patterns. Constructions are a better alternative to analyze the productivity of sentence patterns.
- ▶ **Argument 2:** There are many examples across languages of the world, where the overall meaning of a sentence is not derivable from the component parts, but is rather assigned to the whole construction.
- ▶ **Argument 3:** The distinction between “core” syntax and the “periphery” is arbitrary. Constructions, while often seen to be part of the periphery, might in fact constitute a core property of language.

Section 1: Recap
of Lecture 16

Section 2:
Historical Notes

Section 3:
Features in MP

Section 4:
Feature Checking

Section 5: Merge
and Move

Section 6:
Phrase Structure

Section 7: Basic
Concepts in
Minimalism

Section 8: Pros
and Cons of
Minimalism

Section 9:
References



Section 2: Historical Notes



Historical Perspective

“Like the Government & Binding framework that was introduced in the previous chapter, the Minimalist framework was initiated by Noam Chomsky at the MIT in Boston. Chomsky (1993; 1995b) argued that the problem of language evolution should be taken seriously [...] To that end he suggested refocusing the theoretical developments towards models [...] that assume less language specific innate knowledge.”

Müller (2019). Grammatical theory, p. 311.

Section 1: Recap of Lecture 16

Section 2: Historical Notes

Section 3: Features in MP

Section 4: Feature Checking

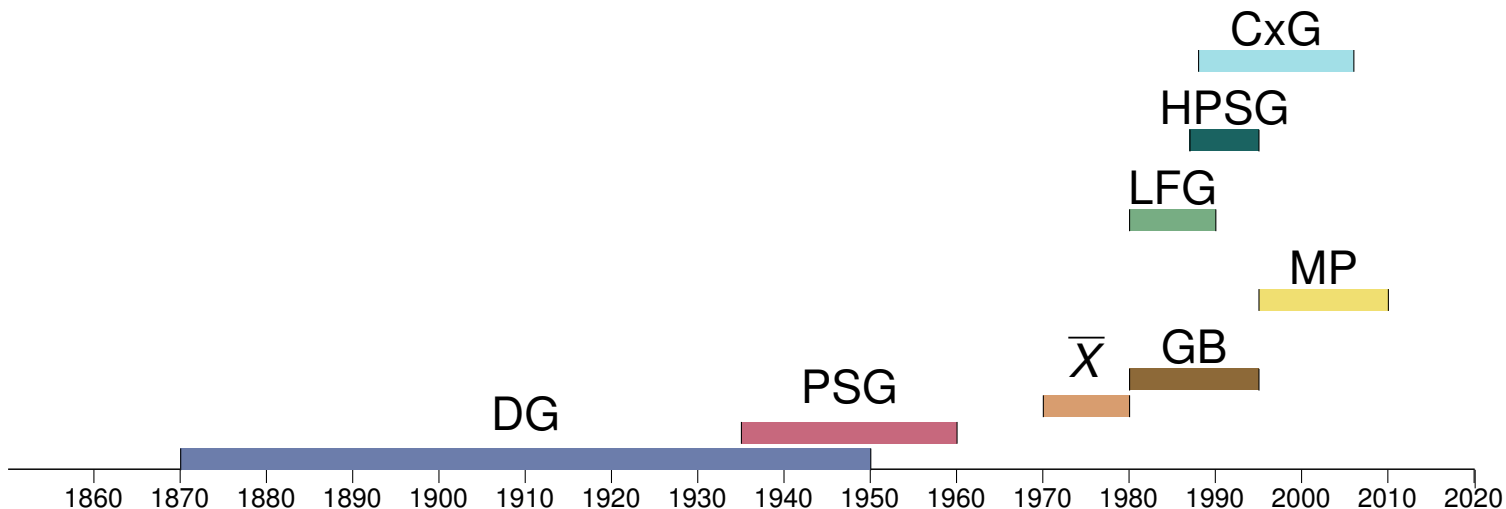
Section 5: Merge and Move

Section 6: Phrase Structure

Section 7: Basic Concepts in Minimalism

Section 8: Pros and Cons of Minimalism

Section 9: References






The Minimalist *Program*

- ▶ “It is important to recognize that the Minimalist Program (MP) under development in this work, and since, is a *program*, not a *theory*, a fact that has often been misunderstood. In central respects, MP is a seamless continuation of pursuits that trace back to the origins of generative grammar [...].”

Chomsky (2015). The Minimalist Program, p. vii.



Section 1: Recap of Lecture 16

Section 2: Historical Notes

Section 3: Features in MP

Section 4: Feature Checking

Section 5: Merge and Move

Section 6: Phrase Structure

Section 7: Basic Concepts in Minimalism

Section 8: Pros and Cons of Minimalism


Section 9: References



The Minimalist Program

- ▶ “The Minimalist Program shares several underlying factual assumptions with its predecessors back to the early 1950s [...]. One is that there is a component of the human mind/brain dedicated to language – the language faculty – interacting with other systems.”

Chomsky (2015). The Minimalist Program, p. 3.



Section 1: Recap of Lecture 16

Section 2: Historical Notes

Section 3: Features in MP

Section 4: Feature Checking

Section 5: Merge and Move

Section 6: Phrase Structure

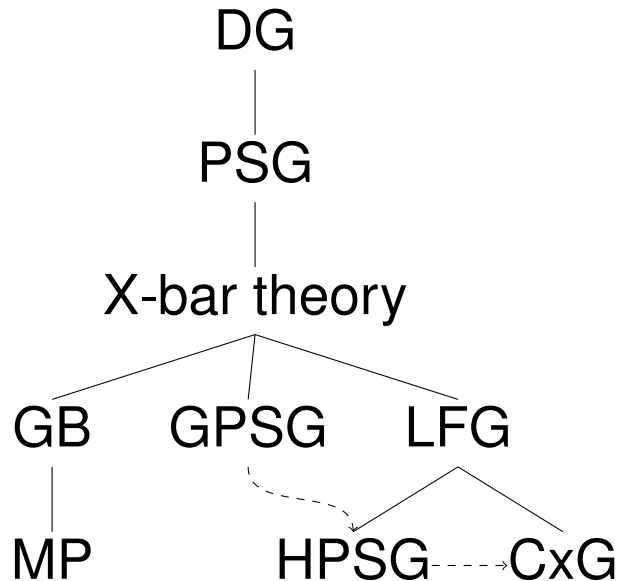
Section 7: Basic Concepts in Minimalism

Section 8: Pros and Cons of Minimalism

Section 9: References



Syntactic Framework Tree



DG: Dependency Grammar

PSG: Phrase Structure Grammar

GB: Government & Binding

GPSG: Generalized Phrase
Structure Grammar

LFG: Lexical Functional Grammar

HPSG: Head-Driven Phrase
Structure Grammar

CxG: Construction Grammar

MP: Minimalist Program

Section 1: Recap
of Lecture 16

Section 2:
Historical Notes

Section 3:
Features in MP

Section 4:
Feature Checking

Section 5: Merge
and Move

Section 6:
Phrase Structure

Section 7: Basic
Concepts in
Minimalism

Section 8: Pros
and Cons of
Minimalism

Section 9:
References



Section 3: Features in MP



Features

Features are a core part of Minimalist Syntax. The term is here generally interpreted in a similar way as for *feature descriptions* seen in earlier lectures. An important terminological difference, however, is that the term *feature* in MP refers to a *feature value*, rather than to the *feature label*. For example, verbs might be said to have the “feature” *past*, *plural*, etc. Against this background, the following types of features are defined:

1. categorial features
2. ϕ -features
3. Case features
4. strong F, where F is categorial

Chomsky (2015). The Minimalist Program, p. 254.

Section 1: Recap of Lecture 16

Section 2: Historical Notes

Section 3: Features in MP

Section 4: Feature Checking

Section 5: Merge and Move

Section 6: Phrase Structure

Section 7: Basic Concepts in Minimalism

Section 8: Pros and Cons of Minimalism

Section 9: References



Categorial Features

Categorial features take as values the “category” of a word or phrase, i.e. the POS in case of words, and the phrase symbol in case of phrases. Examples for categorial features are then A, N, V, NP, VP, etc.

Examples:

- ▶ The noun *airplanes* takes the categorial feature [N]
- ▶ The determiner *the* takes [D]
- ▶ The phrase *the airplanes* takes [DP]¹
- ▶ The verb *build* takes [V]
- ▶ The phrase *build an airplane* takes [VP]
- ▶ The preposition *to* takes [P]
- ▶ etc.

¹Note that this is a deviation from other frameworks, where the combination of determiner and noun is often defined as an NP.

Section 1: Recap
of Lecture 16

Section 2:
Historical Notes

Section 3:
Features in MP

Section 4:
Feature Checking

Section 5: Merge
and Move

Section 6:
Phrase Structure

Section 7: Basic
Concepts in
Minimalism

Section 8: Pros
and Cons of
Minimalism

Section 9:
References



ϕ -features

ϕ -features are considered to cover features relevant for agreement such as, for example, PERSON, NUMBER and GENDER in English.²

Example:

airplanes takes the categorial feature value [N], and the ϕ -feature values [plural], [neuter], [3 person].

²Note that Chomsky (2015), p. 31, seems to include Case features in ϕ -features according to the following quote: “A typical lexical entry consists of a phonological matrix and other features, among them the categorial features N, V, and so on; and in the case of Ns, Case and agreement features (person, number, gender), henceforth ϕ -features.” Also, the same quote suggests that only Ns can take ϕ -features since he uses the specification “[...] and in the case of Ns, [...]”.

Section 1: Recap
of Lecture 16

Section 2:
Historical Notes

Section 3:
Features in MP

Section 4:
Feature Checking

Section 5: Merge
and Move

Section 6:
Phrase Structure

Section 7: Basic
Concepts in
Minimalism

Section 8: Pros
and Cons of
Minimalism

Section 9:
References



Case features

Case features take as values the case of the respective noun, similar to the CASE feature we have seen in earlier frameworks such as GPSG, LFG, and HPSG.

Example:

In the sentence *we build airplanes* the subject *we* takes [nominative] as Case feature, and *airplanes* takes [accusative] as Case feature.

Strong Features

“Languages differ in the values that certain features may have and in addition to this, features may be **strong or weak** and feature strength is also a property that may vary from language to language. **Strong features** make syntactic objects move to higher positions.”

Müller (2019), p. 127-128.

Section 1: Recap
of Lecture 16

Section 2:
Historical Notes

Section 3:
Features in MP

Section 4:
Feature Checking

Section 5: Merge
and Move

Section 6:
Phrase Structure

Section 7: Basic
Concepts in
Minimalism

Section 8: Pros
and Cons of
Minimalism

Section 9:
References



Interpretable and Uninterpretable Features

A further fundamental distinction is made between so-called **interpretable and uninterpretable** features:

“The Interpretable features, then, are categorial features generally and ϕ -features of nouns. Others are -Interpretable [i.e. Uninterpretable].”

Chomsky (2015), p. 255.

Interpretable features:

categorial features (N, V, etc.)

ϕ -features *of nouns* (e.g. plural, neuter, third person)

Uninterpretable features:

ϕ -features *of predicates* (e.g. number and person of a verb)

Case features (e.g. nominative, accusative)

F features

Section 1: Recap
of Lecture 16

Section 2:
Historical Notes

Section 3:
Features in MP

Section 4:
Feature Checking

Section 5: Merge
and Move

Section 6:
Phrase Structure

Section 7: Basic
Concepts in
Minimalism

Section 8: Pros
and Cons of
Minimalism

Section 9:
References



Interpretable and Uninterpretable Features

Importantly: The notion of *interpretability* makes reference to *semantics*.

*“The plural feature clearly has an effect not just on the morphology of the word, but also on its meaning: in this case it affects whether we are talking about one child or more than one; one man or more than one, and so on. **Features that have an effect on semantic interpretation in this way are called interpretable features.**”*

*“Another clear example of a feature which is **uninterpretable** is nominative or accusative case. We saw that this feature appeared to **simply regulate the syntactic position of words**, while telling us nothing about the semantics of those words.”*

Adger (2003), Core Syntax: A minimalist introduction, p. 24 and p. 53.

Section 1: Recap
of Lecture 16

Section 2:
Historical Notes

Section 3:
Features in MP

Section 4:
Feature Checking

Section 5: Merge
and Move

Section 6:
Phrase Structure

Section 7: Basic
Concepts in
Minimalism

Section 8: Pros
and Cons of
Minimalism

Section 9:
References



Interpretable Features in English

Broad category: categorial features ϕ -features <i>of nouns</i>	Feature labels: POS GENDER NUMBER PERSON TENSE ASPECT	Feature values: N, P, V, NP, VP, etc. masculine, feminin, neuter singular, plural 1 person, 2 person, 3 person present, past perfective, imperfective
Semantically interpretable features of predicates (<i>not</i> ϕ -features)		

Example:

(2) The girl saw ghost-s
the.NOM.3SG girl.F.NOM.3SG see/PAST.3SG ghost-N.ACC.3PL

Note: As pointed out above, feature labels are normally not given within the MP framework, only the feature values. I here add the feature labels for completeness. Also, it is assumed here that we know the GENDER value of *girl* and *ghost* (F and N) since these could be replaced by the respective pronouns, i.e. *she* and *it*.

Section 1: Recap
of Lecture 16

Section 2:
Historical Notes

Section 3:
Features in MP

Section 4:
Feature Checking

Section 5: Merge
and Move

Section 6:
Phrase Structure

Section 7: Basic
Concepts in
Minimalism

Section 8: Pros
and Cons of
Minimalism

Section 9:
References



Uninterpretable Features in English

Broad category:

ϕ -features of
predicates

Case features

F features

Feature labels:

NUMBER

PERSON

CASE

—

Feature values:

singular, plural

1 person, 2 person, 3 person

nominative, accusative

strong, weak

Section 1: Recap
of Lecture 16

Section 2:
Historical Notes

Section 3:
Features in MP

Section 4:
Feature Checking

Section 5: Merge
and Move

Section 6:
Phrase Structure

Section 7: Basic
Concepts in
Minimalism

Section 8: Pros
and Cons of
Minimalism

Section 9:
References

Example:

(3) The girl saw ghost-s
the.NOM.3SG girl.F.NOM.3SG see/PAST.3SG ghost-N.ACC.3PL

Note: Counterintuitively, NUMBER and PERSON are supposed to be interpretable on *nouns*, but *not on verbs*. This definition is later used to justify why agreement is necessary between nouns and verbs.



Interpretable and Uninterpretable Features Cross-Linguistically

The interpretability of features might change from one language to another. For instance, while for English the GENDER feature is interpretable (i.e. grammatical gender maps onto semantic gender), in German (and many other languages) it does not necessarily.

See also the discussion in Adger (2003), p. 31 pp.

Example:

- (4) Das Mädchen sag-t, dass **es/sie** Geist-er
the.N.NOM.SG girl.N.NOM.SG say-3P.SG that **it/she** ghost-M.ACC.PL
sah
see/PAST.3SG
“The girl says that she saw ghosts.”

Section 1: Recap
of Lecture 16

Section 2:
Historical Notes

Section 3:
Features in MP

Section 4:
Feature Checking

Section 5: Merge
and Move

Section 6:
Phrase Structure

Section 7: Basic
Concepts in
Minimalism

Section 8: Pros
and Cons of
Minimalism

Section 9:
References



Uninterpretable Categorical Features

We have defined above that categorial features (i.e. POS and phrase symbols) are *interpretable*. This generally holds true for categorial features which describe *the lexical item itself*. However, lexical items can also have **uninterpretable categorial features**, namely, representing a *complement* or *specifier* that is missing to build a complete phrase.

See also Adger (2003), p. 91.

Examples:

kiss [V, **uN**] → a noun is missing as the complement, e.g. *kiss trees*

letter [N, **uP**] → a preposition is missing, e.g. *letters to*

to [P, **uD**] → a determiner (or single noun uN) is missing, e.g. *to the*

the [D, **uN**] → a noun is missing, e.g. *the letters*³

³Remember that for the combination of determiners and nouns the MP framework generally assumes a DP rather than NP, i.e. the determiner is the head. For arguments why, see Adger (2003), p. 250.

Section 1: Recap
of Lecture 16

Section 2:
Historical Notes

Section 3:
Features in MP

Section 4:
Feature Checking

Section 5: Merge
and Move

Section 6:
Phrase Structure

Section 7: Basic
Concepts in
Minimalism

Section 8: Pros
and Cons of
Minimalism

Section 9:
References



Section 4: Feature Checking



Feature Checking

A core mechanism within Minimalist Syntax is **feature checking**. Note that feature checking essentially links *features with phrase structure*, and hence replaces traditional *phrase structure rules*.

Section 1: Recap of Lecture 16

Section 2: Historical Notes

Section 3: Features in MP

Section 4: Feature Checking

Section 5: Merge and Move

Section 6: Phrase Structure

Section 7: Basic Concepts in Minimalism

Section 8: Pros and Cons of Minimalism

Section 9: References

The Checking Requirement

Uninterpretable features **must be checked**, and once checked they **delete**.

See also Adger (2003), p. 91.

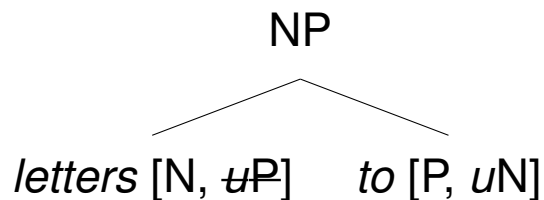


Checking of Categorical Features: NP

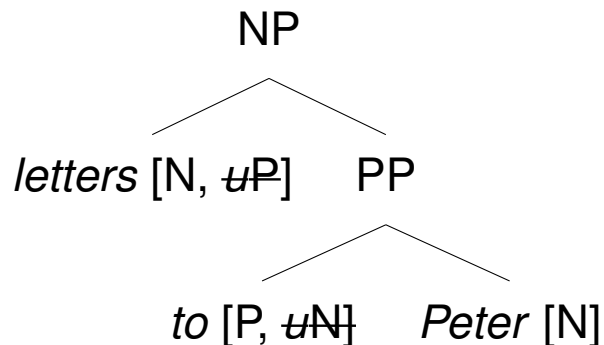
Lexical item:

letters [N, $\bar{u}P$]

Incomplete phrase:



Complete phrase:



Section 1: Recap
of Lecture 16

Section 2:
Historical Notes

Section 3:
Features in MP

Section 4:
Feature Checking

Section 5: Merge
and Move

Section 6:
Phrase Structure

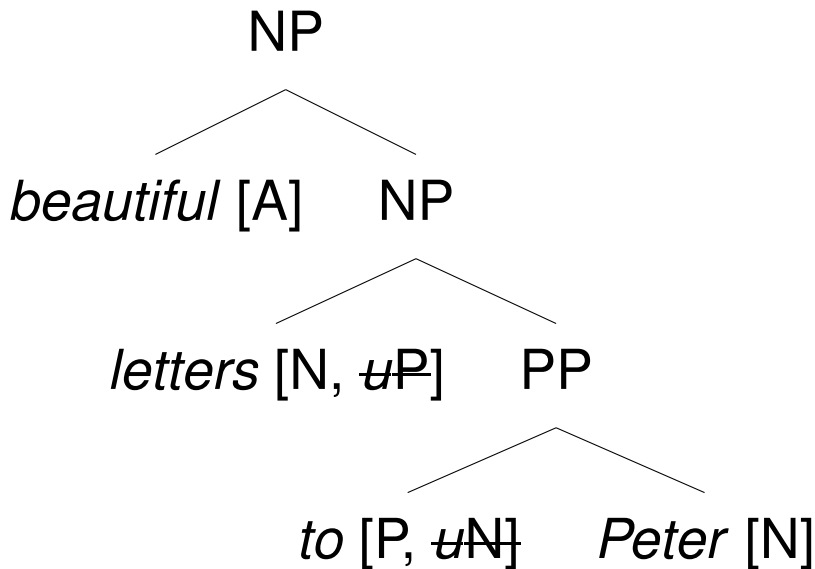
Section 7: Basic
Concepts in
Minimalism

Section 8: Pros
and Cons of
Minimalism

Section 9:
References



Checking of Categorial Features: NP with Adjective



Note: According to Adger (2003, pp. 275) it is an open research question how adjectives and other adjuncts (e.g. adverbs) are integrated into this framework. One option is to model them as attaching to a higher level NP, but without an uninterpretable categorial feature that needs to be checked. The problem here is that if we positioned an uN feature for the adjective, then the adjective would head the noun phrase, which is counter the general idea that adjectives purely modify nouns, and are hence complements of the noun phrase.

Section 1: Recap of Lecture 16

Section 2: Historical Notes

Section 3: Features in MP

Section 4: Feature Checking

Section 5: Merge and Move

Section 6: Phrase Structure

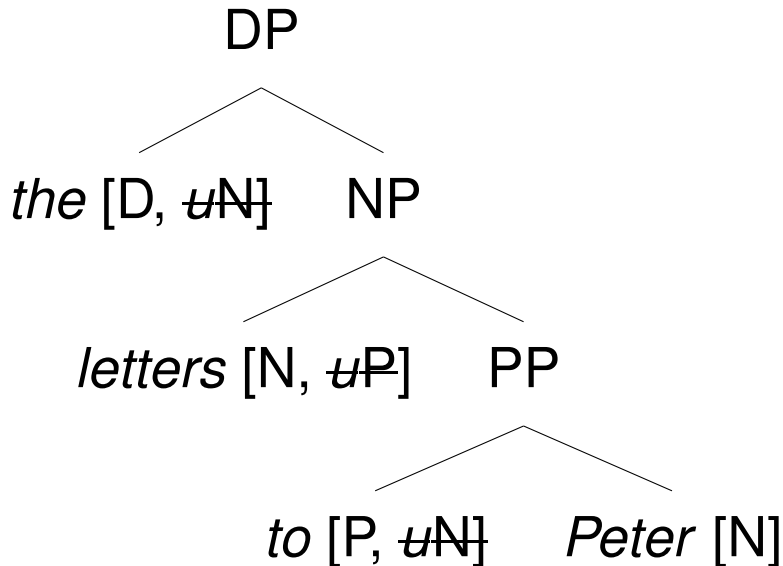
Section 7: Basic Concepts in Minimalism

Section 8: Pros and Cons of Minimalism

Section 9: References



Checking of Categorial Features: DP



Section 1: Recap
of Lecture 16

Section 2:
Historical Notes

Section 3:
Features in MP

**Section 4:
Feature Checking**

Section 5: Merge
and Move

Section 6:
Phrase Structure

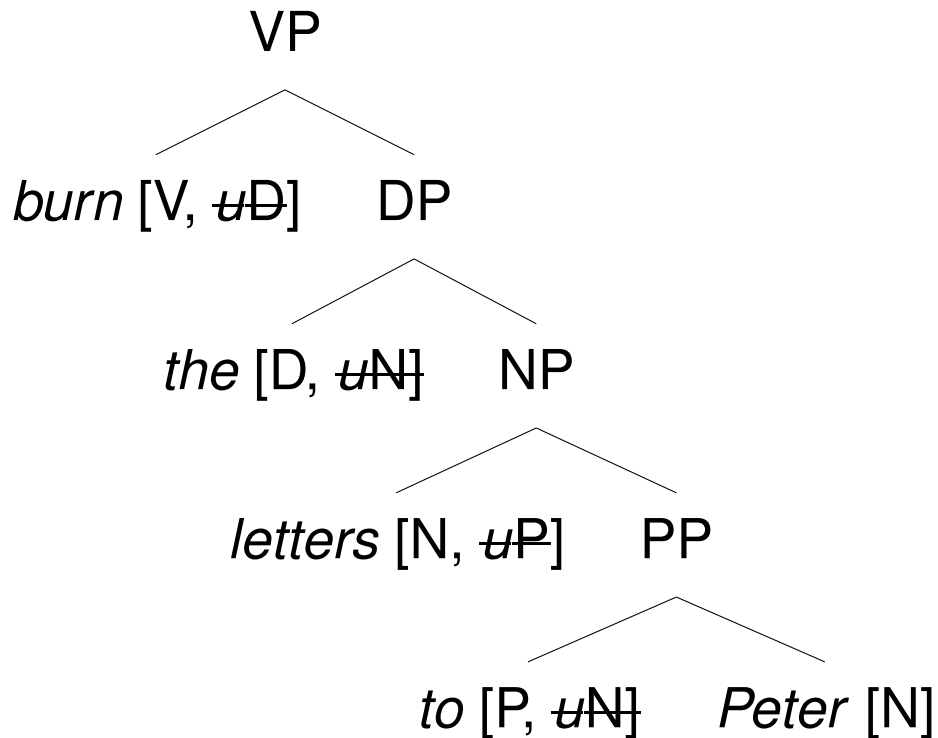
Section 7: Basic
Concepts in
Minimalism

Section 8: Pros
and Cons of
Minimalism

Section 9:
References



Checking of Categorical Features: VP



Adopted from Adger (2003), p. 84.

Section 1: Recap
of Lecture 16

Section 2:
Historical Notes

Section 3:
Features in MP

Section 4:
Feature Checking

Section 5: Merge
and Move

Section 6:
Phrase Structure

Section 7: Basic
Concepts in
Minimalism

Section 8: Pros
and Cons of
Minimalism

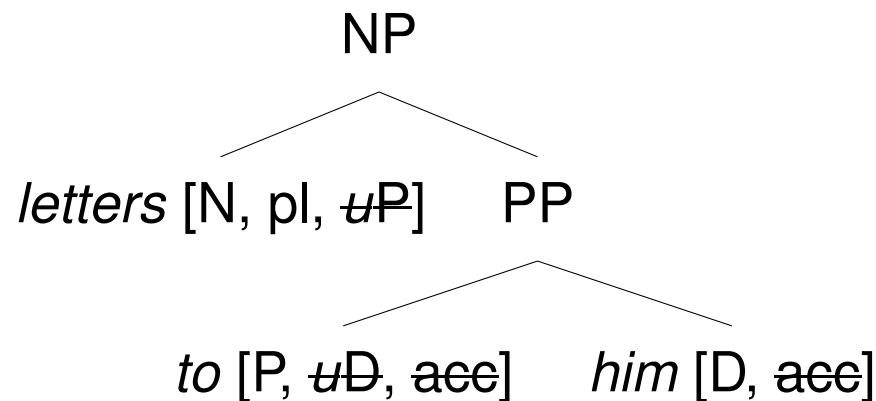
Section 9:
References



Checking Agreement Features

“Selectional features are atomic, that is, the preposition cannot select an DP[acc] as in GB and the other theories in this book unless DP[acc] is assumed to be atomic. Therefore, an additional mechanism is assumed that can check other features in addition to selectional features. This mechanism is called **Agree**.”

Müller (2019), p. 130.



Section 1: Recap
of Lecture 16

Section 2:
Historical Notes

Section 3:
Features in MP

Section 4:
Feature Checking

Section 5: Merge
and Move

Section 6:
Phrase Structure

Section 7: Basic
Concepts in
Minimalism

Section 8: Pros
and Cons of
Minimalism

Section 9:
References

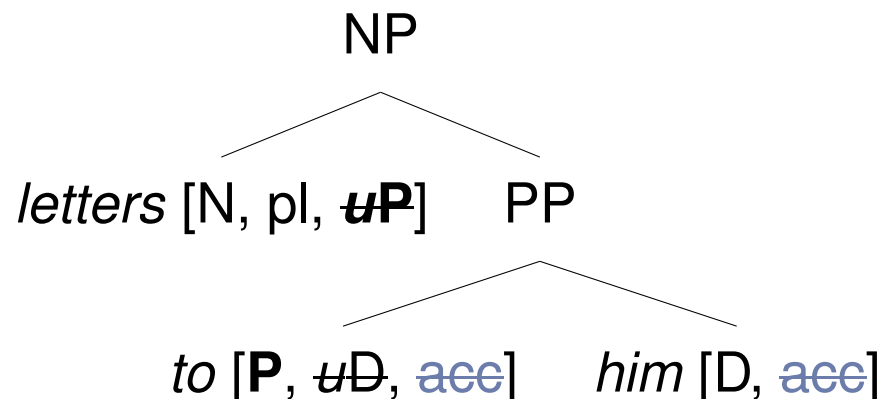


Checking Agreement Features

“The features that are checked via Agree do not have to be at the top node of the object that is combined with a head.”

Müller (2019), p. 131.

In other words, **agreement features** can be checked in a sister node **or further down the tree**, whereas **categorial features** have to be checked in the sister node (or right below the sister node) of the feature to be checked.



Section 1: Recap
of Lecture 16

Section 2:
Historical Notes

Section 3:
Features in MP

Section 4:
Feature Checking

Section 5: Merge
and Move

Section 6:
Phrase Structure

Section 7: Basic
Concepts in
Minimalism

Section 8: Pros
and Cons of
Minimalism

Section 9:
References

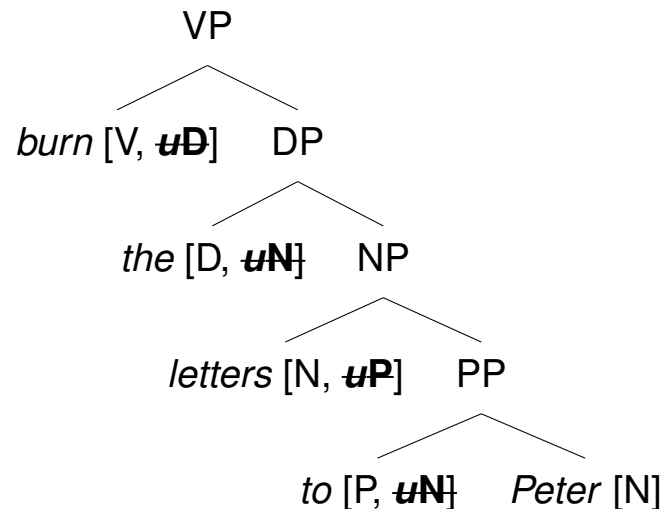


Section 5: Merge and Move



Merge

Note that in the examples above we have implicitly assumed that the tree is binary. This naturally derives from the fact that there is always only **one uninterpretable categorial feature in each node** which has to be feature checked and deleted. The operation which combines exactly two elements to a complex phrase is called **merge**.



Section 1: Recap
of Lecture 16

Section 2:
Historical Notes

Section 3:
Features in MP

Section 4:
Feature Checking

Section 5: Merge
and Move

Section 6:
Phrase Structure

Section 7: Basic
Concepts in
Minimalism

Section 8: Pros
and Cons of
Minimalism

Section 9:
References



External and Internal Merge

“Chomsky assumes that there are just two operations (rules) for combining linguistic objects: **External and Internal Merge**. **External Merge** simply combines two elements like *the* and *book* and results in a complex phrase. *Internal Merge* (aka **Move** (α)) is used to account for movement of constituents. It applies to one linguistic object and takes some part of this linguistic object and **adjoins it to the left** of the respective object.”

Müller (2019), p. 128.

Section 1: Recap
of Lecture 16

Section 2:
Historical Notes

Section 3:
Features in MP

Section 4:
Feature Checking

Section 5: Merge
and Move

Section 6:
Phrase Structure

Section 7: Basic
Concepts in
Minimalism

Section 8: Pros
and Cons of
Minimalism

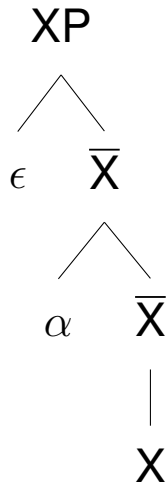
Section 9:
References



External Merge (Merge)

External Merge simply combines two elements like *the* and *book* and results in a complex phrase.

External Merge (aka Merge)



Internal Merge (aka Move)

Note: An XP is here built by first merging α with \bar{X} (i.e. X) and then merging the resulting \bar{X} with an empty element ϵ . Remember that this has to be motivated by feature checking, and essentially replaces phrase structure rules.

Section 1: Recap of Lecture 16

Section 2: Historical Notes

Section 3: Features in MP

Section 4: Feature Checking

Section 5: Merge and Move

Section 6: Phrase Structure

Section 7: Basic Concepts in Minimalism

Section 8: Pros and Cons of Minimalism

Section 9: References



Internal Merge (Move)

Internal merge (Move) applies to one linguistic object and takes some part of this linguistic object and **adjoins it to the left** of the respective object.

Section 1: Recap of Lecture 16

Section 2: Historical Notes

Section 3: Features in MP

Section 4: Feature Checking

Section 5: Merge and Move

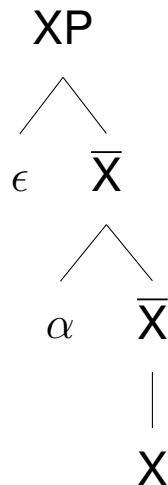
Section 6: Phrase Structure

Section 7: Basic Concepts in Minimalism

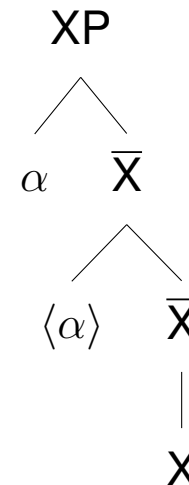
Section 8: Pros and Cons of Minimalism

Section 9: References

External Merge (aka Merge)



Internal Merge (aka Move)



Note: α moves into the position of ϵ and replaces it (i.e. it fills the empty slot). Again this will be motivated by feature checking, for example, checking an agreement feature. The original position of α , i.e. the *trace*, is indicated here by $\langle \alpha \rangle$. In Chomsky (2015) it is indicated by t .



Internal Merge (Move)

Internal merge (Move) applies to one linguistic object and takes some part of this linguistic object and **adjoins it to the left** of the respective object.

Section 1: Recap of Lecture 16

Section 2: Historical Notes

Section 3: Features in MP

Section 4: Feature Checking

Section 5: Merge and Move

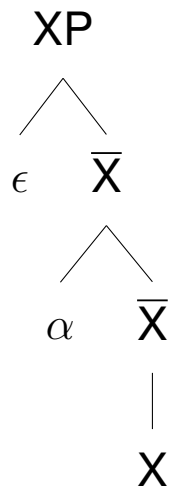
Section 6: Phrase Structure

Section 7: Basic Concepts in Minimalism

Section 8: Pros and Cons of Minimalism

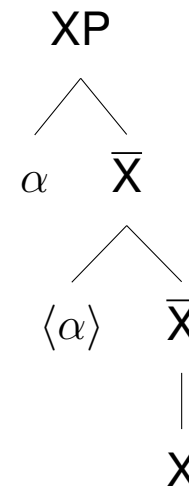
Section 9: References

External Merge (aka Merge)



$[XP [\epsilon \bar{X} [\alpha \bar{X} [X]]]]$

Internal Merge (aka Move)



$[XP [\alpha \bar{X} [\langle \alpha \rangle \bar{X} [X]]]]$

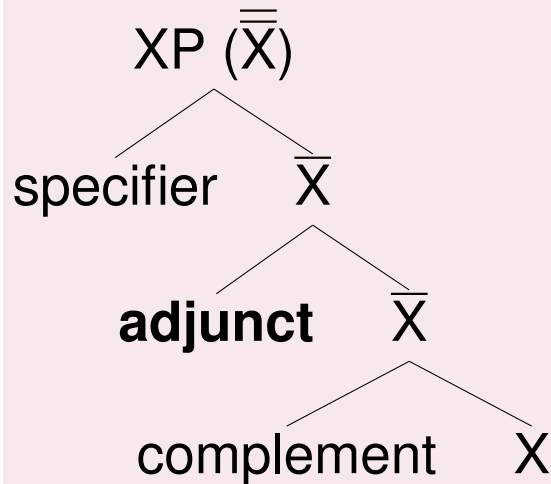


Section 6: Phrase Structure

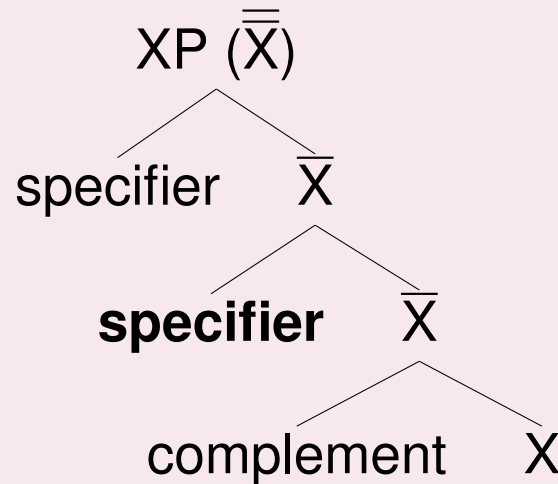


\bar{X} Structure in GB and MP

Maximal Structure in GB:



Maximal Structure in MP:



Müller (2019). Grammatical theory, p. 78 and p. 131.

Section 1: Recap
of Lecture 16

Section 2:
Historical Notes

Section 3:
Features in MP

Section 4:
Feature Checking

Section 5: Merge
and Move

Section 6:
Phrase Structure

Section 7: Basic
Concepts in
Minimalism

Section 8: Pros
and Cons of
Minimalism

Section 9:
References



First Merge – Complements

First merge always combines a **head** with a single **complement** to create a complete phrase (XP), i.e. a maximal projection.

Section 1: Recap of Lecture 16

Section 2: Historical Notes

Section 3: Features in MP

Section 4: Feature Checking

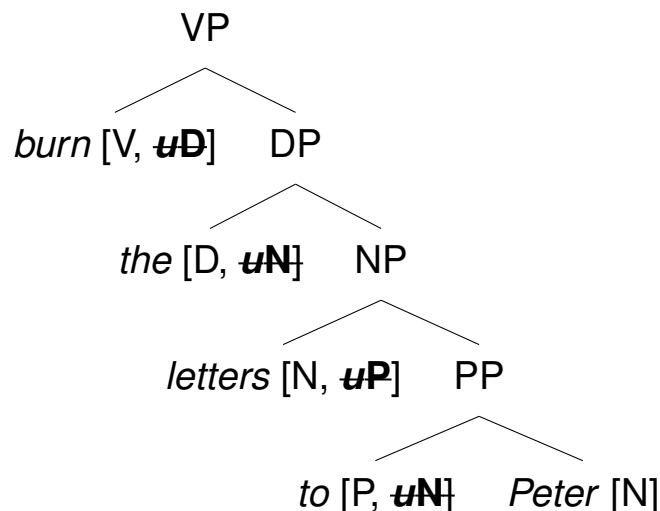
Section 5: Merge and Move

Section 6: Phrase Structure

Section 7: Basic Concepts in Minimalism

Section 8: Pros and Cons of Minimalism

Section 9: References



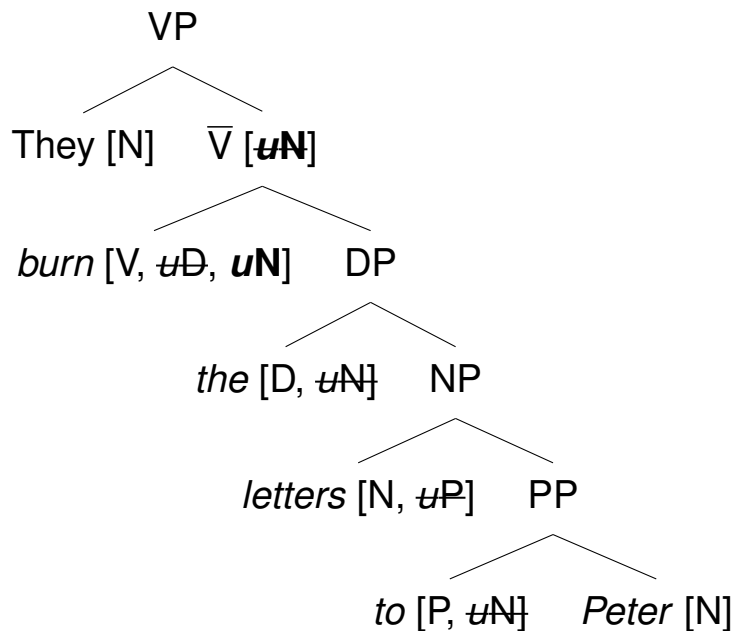
1. *Peter* (complement) is **first-merged** with *to* (head) to yield a complete PP
2. *to Peter* (complement) is **first-merged** with *letters* (head) to yield a complete NP
3. *letters to Peter* (complement) is **first-merged** with *the* (head) to yield a complete DP
4. *the letters to Peter* (complement) is **first-merged** with *burn* (head) to yield a complete VP

Adopted from Adger (2003), p. 82-84.



Second Merge – Specifiers

Second merge then combines a **head** with a **specifier**.



- ▶ In the case of a transitive verb like *burn*, it is assumed that there are actually two uninterpreted categorial features (here construed as a determiner phrase and a noun phrase).
- ▶ Note that second merge is different from first merge here, since the uninterpretable *uN* feature is **first handed to the next node up** (V-bar level) and then checked by the specifier.
- ▶ Beware notational variant: Sometimes the *uN* is then not even shown in the features of the verb, just on the node where it is checked.

Section 1: Recap of Lecture 16

Section 2: Historical Notes

Section 3: Features in MP

Section 4: Feature Checking

Section 5: Merge and Move

Section 6: Phrase Structure

Section 7: Basic Concepts in Minimalism

Section 8: Pros and Cons of Minimalism

Section 9: References

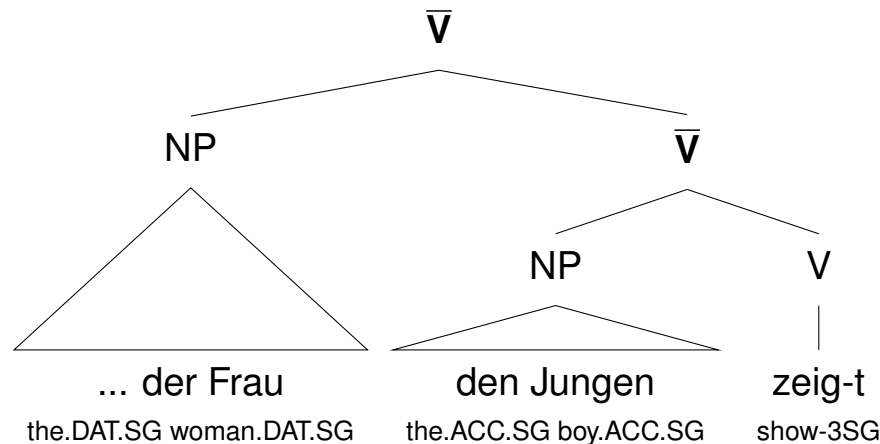
Adopted from Adger (2003), p. 86.



Ditransitives

“In Section 3.4, I used \bar{X} -structures in which a ditransitive verb was combined with its accusative object to form a \bar{V} , which was then combined with the dative object to form a further \bar{V} . Such binary branching structures and also flat structures in which both objects are combined with the verb to form a V are rejected by many practitioners of GB and Minimalism since the branching does not correspond to branchings that would be desired for phenomena like the binding of reflexives [...]”

Müller (2019), p. 132.



Section 1: Recap
of Lecture 16

Section 2:
Historical Notes

Section 3:
Features in MP

Section 4:
Feature Checking

Section 5: Merge
and Move

Section 6:
Phrase Structure

Section 7: Basic
Concepts in
Minimalism

Section 8: Pros
and Cons of
Minimalism

Section 9:
References



Little v

There are at least three different ways of how to model ditransitives (in this case with a reflexive pronoun) in a tree structure. The last of the three options below – which involves another higher level of the verb phrase termed **little v** – is preferred by many practitioners of the MP, since here *himself* is higher in the tree than Benjamin (i.e. c-commands Benjamin) and cannot be interpreted as referring to Benjamin.

Müller (2019), p. 132.

Section 1: Recap of Lecture 16

Section 2: Historical Notes

Section 3: Features in MP

Section 4: Feature Checking

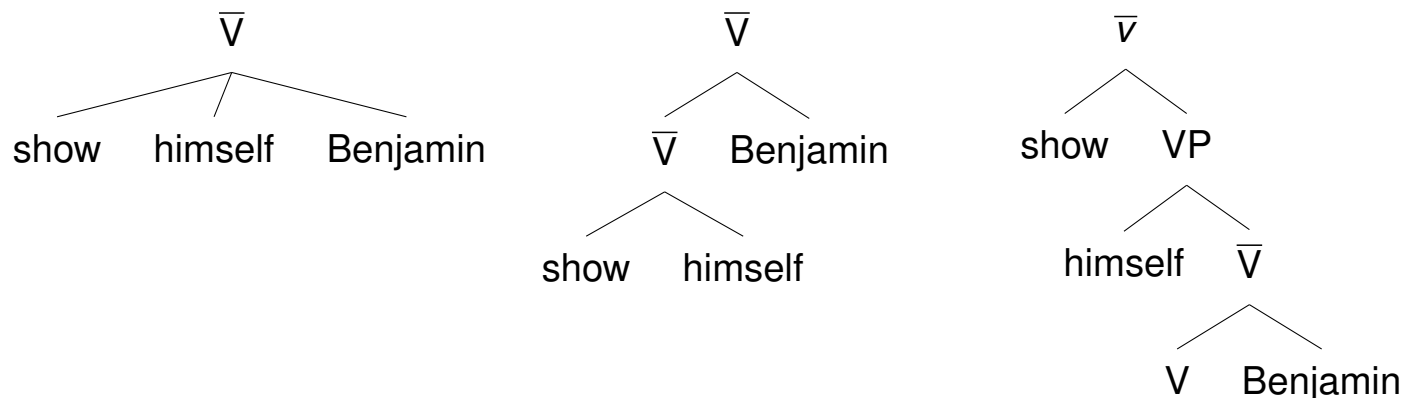
Section 5: Merge and Move

Section 6: Phrase Structure

Section 7: Basic Concepts in Minimalism

Section 8: Pros and Cons of Minimalism

Section 9: References



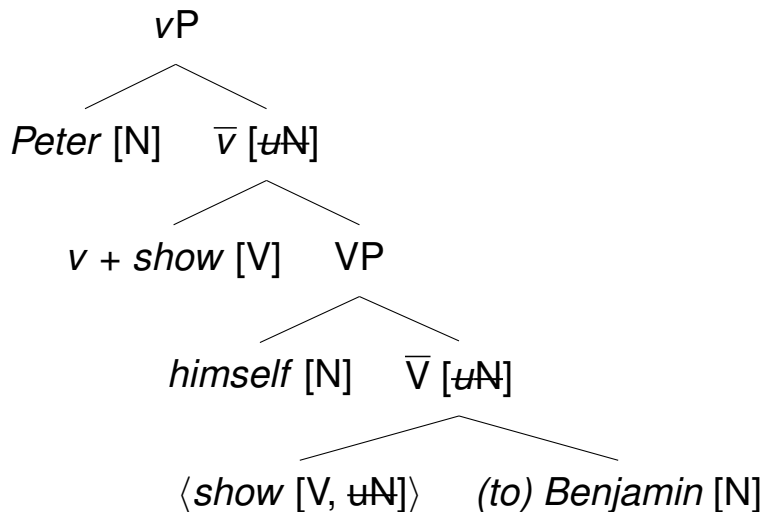
Note: The full sentence assumed here is *Peter shows himself Benjamin in the mirror*. Where the reflexive pronoun refers back to Peter.



Little *v*

In the full example [with categorial features checked], we would put the subject *Peter* in the specifier position of the highest level *v*P. Also, it is assumed that the verb starts out in *V*, and moves up to *v* (for checking its inflectional features, see next slide).

Müller (2019), p. 133.



Adopted from Adger (2003), p. 107.

- ▶ We here only show the checking of categorial features.
- ▶ The feature description of the lexical item *show* is here assumed to be [V, uN, uN], where both uNs are complements (i.e. *himself*, *Benjamin*), while the specifier (*Peter*) is assumed a feature of little *v*.
- ▶ *v + show [V]* stands in for another binary branching with *v* and *show* as sisters (see next slide).

Section 1: Recap of Lecture 16

Section 2: Historical Notes

Section 3: Features in MP

Section 4: Feature Checking

Section 5: Merge and Move

Section 6: Phrase Structure

Section 7: Basic Concepts in Minimalism

Section 8: Pros and Cons of Minimalism

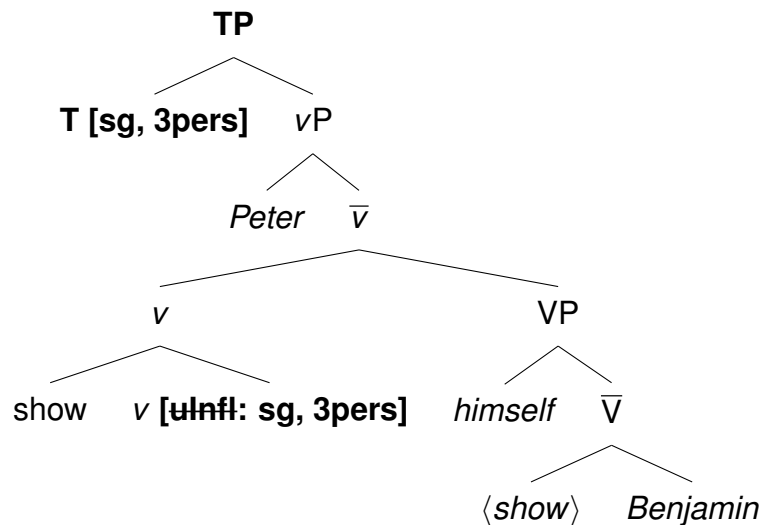
Section 9: References



Tense Phrase (TP)

“Section 3.1.5 dealt with the CP/IP system in GB. In the course of the development of Minimalism, the Inflectional Phrase was split into several functional projections (Chomsky 1989) of which only the **Tense Phrase** is assumed in current Minimalist analyses. So, the **TP of Minimalism** corresponds to IP in the GB analysis.”

Müller (2019), p. 134.



Adopted from Adger (2003), p. 137.

- ▶ The **Tense Phrase** (TP) is introduced on top of the vP.
- ▶ We here only look at inflectional features (categorical features are dropped).
- ▶ Uninterpretable Infl features are checked with what follows after the colon ‘:’.
- ▶ Note that feature checking from T to v is possible due the definition of the **Agree** mechanism (see definitions above).

Section 1: Recap of Lecture 16

Section 2: Historical Notes

Section 3: Features in MP

Section 4: Feature Checking

Section 5: Merge and Move

Section 6: Phrase Structure

Section 7: Basic Concepts in Minimalism

Section 8: Pros and Cons of Minimalism

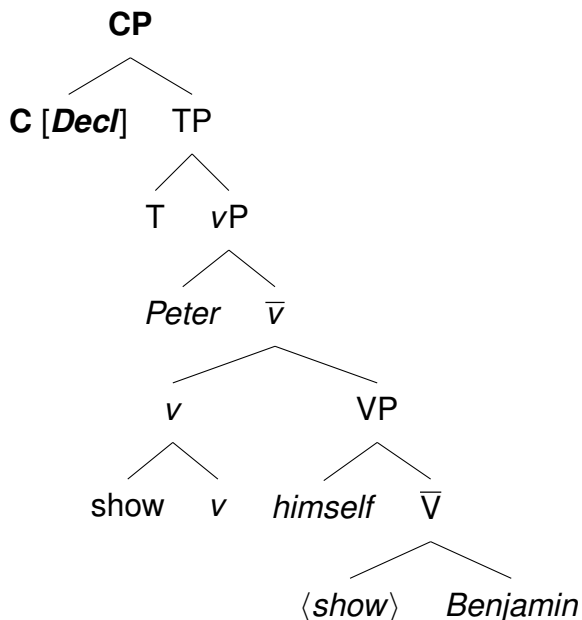
Section 9: References



Complementizer Phrase (CP)

In contrast to GB – where full sentences could be IPs – full sentences in the MP are always **complementizer phrases**. The head of a complementizer phrase (C) can take an actual complementizer (e.g. *that*) or a wh-word (i.e. question word Q) as before in GB. However, if it is empty then it still contributes a so-called **clause-type feature**, e.g. *Decl* for *declarative*.

Müller (2019), p. 134.



Adopted from Müller (2019), p. 136.

- ▶ The **Complementizer Phrase (CP)** is thus considered the highest level phrase in MP.
- ▶ Here we only look at the tree structure with the respective lexical items of the sentence, but without feature checking of categorial or inflectional features.
- ▶ Note that feature checking can also be relevant for the CP (see Adger 2003, pp. 240), but we do not discuss this here further.

Section 1: Recap of Lecture 16

Section 2: Historical Notes

Section 3: Features in MP

Section 4: Feature Checking

Section 5: Merge and Move

Section 6: Phrase Structure

Section 7: Basic Concepts in Minimalism

Section 8: Pros and Cons of Minimalism

Section 9: References



Section 7: Basic Concepts in Minimalism



Basic Concepts in Minimalism

- ▶ Constituency ✓⁴
- ▶ POS ✓⁵
- ▶ Heads ✓⁶
- ▶ Valency ✓⁷
- ▶ Grammatical Functions ✓⁸

⁴Relevant for merge operations.

⁵Relevant for categorial feature checking, though not strictly adhered to in the tree structure, e.g. C is not necessarily a complementizer. Same as for GB.

⁶Strictly necessary for merge operations and categorial feature checking.

⁷Given strictly binary branching, as well as the new X-bar schema with one complement and otherwise specifiers, the valency of verbs is not as important for structure building as before.

⁸Rather marginal, relevant for deciding on specifiers and complements of verbs (as in GB).

Section 1: Recap
of Lecture 16

Section 2:
Historical Notes

Section 3:
Features in MP

Section 4:
Feature Checking

Section 5: Merge
and Move

Section 6:
Phrase Structure

Section 7: Basic
Concepts in
Minimalism

Section 8: Pros
and Cons of
Minimalism

Section 9:
References



Section 8: Pros and Cons of Minimalism



Pros (Advantages)

- ▶ Reduces the operations assumed for structure building (Merge and Move) and is hence more evolutionary plausible (?).
- ▶ The MP analyses with one complement (first merge) and several specifiers (second merge) leads to a strictly binary structure without lots of unary branches (as in the earlier GB framework).

Section 1: Recap
of Lecture 16

Section 2:
Historical Notes

Section 3:
Features in MP

Section 4:
Feature Checking

Section 5: Merge
and Move

Section 6:
Phrase Structure

Section 7: Basic
Concepts in
Minimalism

Section 8: Pros
and Cons of
Minimalism

Section 9:
References



Cons (Disadvantages)

- ▶ Not formalized fully, i.e. hard to implement computationally.
- ▶ While the GB literature in the 80s and 90s was reasonably coherent with regards to fundamental assumptions, the MP quickly fragmented into many divergent frameworks.
- ▶ The development of implementations of large grammar fragments (even for a single language) requires collaboration of researchers over years and even decades. As Müller (2019, p. 176) puts it: “This process is disrupted if fundamental assumptions are repeatedly changed at short intervalls.”

Section 1: Recap
of Lecture 16

Section 2:
Historical Notes

Section 3:
Features in MP

Section 4:
Feature Checking

Section 5: Merge
and Move

Section 6:
Phrase Structure

Section 7: Basic
Concepts in
Minimalism

Section 8: Pros
and Cons of
Minimalism

Section 9:
References



Section 9: References



References

Adger, D. (2003). *Core Syntax. A minimalist approach*. Oxford: Oxford University Press.

Chomsky, Noam (2015). *The minimalist program*. 20th anniversary edition. Cambridge, Massachusetts: MIT Press.

Goldberg, Adele (2006). *Constructions at work*. The nature of generalization in language. Oxford: Oxford University Press.

Müller, Stefan. 2019. *Grammatical theory: From transformational grammar to constraint-based approaches. Third revised and extended edition. Volume I*. Berlin: Language Science Press.

Section 1: Recap
of Lecture 16

Section 2:
Historical Notes

Section 3:
Features in MP

Section 4:
Feature Checking

Section 5: Merge
and Move

Section 6:
Phrase Structure

Section 7: Basic
Concepts in
Minimalism

Section 8: Pros
and Cons of
Minimalism

Section 9:
References



Thank You.

Contact:

Faculty of Philosophy

General Linguistics

Dr. Christian Bentz

SFS Wihlemstraße 19-23, Room 1.24

chris@christianbentz.de

Office hours:

During term: Wednesdays 10-11am

Out of term: arrange via e-mail